

wall mounted silicone edge SEG lightbox - 900w x 900h





art checklist

do it once, do it right

Files not meeting these requirements may be rejected

- 1. Accepted file types**
Adobe Illustrator (Ai), PDF, EPS
- 2. Fonts (VERY IMPORTANT)**
ALL fonts to be supplied as outlines
- 3. Images**
Embed all images, no links
- 4. CMYK**
Artwork saved as CMYK. **NOT** RGB
- 5. Pantone Matching System**
Advise us of PMS numbers
- 6. Templates (VERY IMPORTANT)**
Please make sure the correct template is used.
Artwork in incorrect templates **will** be rejected.
- 7. Resolution**
Images supplied at no less than 150dpi
- 8. Visual Proof**
make a JPEG or take a screenshot of your artwork and supply it along with your art file.
- 9. Fabric Proof (Recommended)**
A4 fabric proof available at 10% full image & 100% crop
- 10. Quality**
Final production quality reflects your supplied files.

key

- Bleed lines** 
Take artwork out to the edge of the bleed area. (Print Size)
- Trim** 
In-house purposes only. (Includes any extra beyond the 'Finished Size' if sewers need to hem and stitch etc).
- Finished Size** 
This is the same as the Viewable Area.
- Safe Area** 
Place all essential text and imagery inside the safe area.

Please note that graphics with borders are not recommended

However, if you require a border, a safe distance from the edge of banner is 15% of banner width. For example, if the length is 1000mm, then the border should be at least 150mm from each edge.